



## Reviewing the Similarity Report from Turnitin



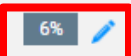
1. After you have submitted your assignment, if your instructor has setup the assignment to include Turnitin, your paper will be run through Turnitin and checked for plagiarism and grammar. Depending on the settings your instructor has set, you will then be provided a similarity report. When you first submit your paper, you will see that it has been queued in Turnitin.

### Submission status

Submission status	Submitted for grading
Grading status	Not graded
Due date	Monday, October 30, 2017, 12:00 AM
Time remaining	6 days 12 hours
Last modified	Monday, October 23, 2017, 11:59 AM
File submissions	 Turnitin Assignment.docx  Turnitin status: Queued

2. After a few minutes, you will be given a Turnitin ID. You will not be able to view your similarity report until you then see the blue pencil icon, along with a percentage number next to it. Clicking on the blue pencil takes you to the similarity report. This can take up to a few hours to complete, depending on the size of the paper.

### Submission status

Submission status	Submitted for grading
Grading status	Not graded
Due date	Monday, October 30, 2017, 12:00 AM
Time remaining	6 days 10 hours
Last modified	Monday, October 23, 2017, 12:30 PM
File submissions	 Turnitin Assignment.docx  Turnitin ID: 867527046 

3. As a note, some users may see the older version of the similarity report. If you do not see the icons listed below, you may need to convert to the new Feedback Studio. You can do so by clicking on “Try the new Feedback Studio” towards the top middle of the page.

Try the new Feedback Studio

4. Once you're in the similarity report, you will see a few options to the right, labeled below.



Click on the blue conversation bubble to review your instructor's feedback.



Click on the red number to review the sections that Turnitin found as a match to something on the internet, in an article, or in a periodical/journal.



Click on the purple ETS icon to review the sections that Turnitin has flagged as grammatically incorrect.



Click on the arrow to download a copy of the similarity report.

For additional resources, see the following from Turnitin:

- [E-rater Grammar Check Technology](#)
- [Interpreting the Similarity Report](#)
- [Viewing the Similarity Report](#)